


Technical data sheet

Cable ladder LCIS 110, 6 m C30 FT

Item number: 6209828



Cable ladder with 110 mm side height with welded C30 profile rungs which are open in an upwards direction. Rolled side rail for reinforcement and as edge protection. Fastening to the bracket takes place using clamps, type LKS 40. The slot dimension of the frame is 16.5 mm and the appropriate clamp clip is type 2056.

Magnetic shield insulation without cover 10 dB, with cover 15 dB.



St Steel

FT Hot-dip galvanised

Master data

Item number	6209828
Type	LCIS 1160 6 FT
Description 1	Cable ladder
Description 2	perforated rung, welded
Manufacturer	OBO
Dimension	110x600x6000
Material	Steel
Surface	Hot-dip galvanised
Surface standard	DIN EN ISO 1461
Smallest sales unit	6
Unit of quantity	Metre
Weight	491.67 kg
Weight unit	kg/100 m

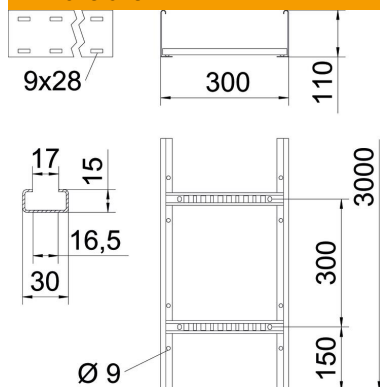
Technical data sheet

Cable ladder LCIS 110, 6 m C30 FT

Item number: 6209828



Dimensions



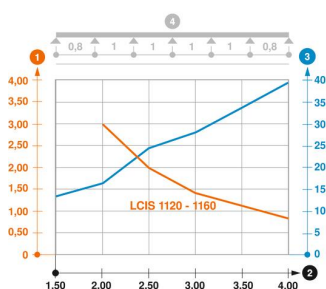
Length	6,000 mm
Length	6,000 ft
Width	600 mm
Height	110 mm
Dimension B	600 mm
Rung slot dimension	16.50

Technical data

Version of the rungs	Profile perforated
Side rail version	Flat profile
Fastening of rung	Welded
Maintain electrical functions	no
Usable cross-section	540 cm ²
Usable cross-section	54000 mm ²
Rustproof steel, pickled	no
Side perforation	yes
Rung distance	300 mm
Wide-span version	no
Rail thickness	1.5 mm

Loads

Insertable support spacings, min.	2 m
Insertable support spacings, max.	4 m
Support spacing 2.0 m	3 kN/m
Support spacing 2.5 m	2 kN/m
Support spacing 3.0 m	1.4 kN/m
Support spacing 3.5 m	1.05 kN/m
Support spacing 4.0 m	0.8 kN/m



Load diagram, cable ladder, type LCIS 110

- 1 Permitted cable tray/ladder load in kN/m without man load
- 2 Support width in m
- 3 Rail bend in mm at permitted kN/m
- 4 Load scheme during testing
- Load curve with cable tray/ladder width in mm
- Strut bend curve according to support width