



Heavy-duty systems



System information

OBO
BETTERMANN



Heavy-duty systems

Heavy-duty systems reliably supply areas with high load requirements with power, data and multimedia technology via the floor. Car dealerships, museums, airports, stations or hotels are typical areas of application. The construction and the material thickness is specially matched to the high load requirements. With the heavy-duty system, Ackermann made by OBO guarantees a particularly robust, safe and long-lasting installation solution.



Heavy-duty competence

Ackermann made by OBO has developed the special heavy-duty solutions for underfloor installations in close consultation with planners and architects. Standard products, such as the EÜK screed-covered duct system or the height-adjustable cassettes, form the basis of the development.

An internal company testing standard ensures the highest quality and the highest load capacity: Its requirements go beyond the requirements of DIN EN 50085-2-2. The comprehensive heavy-duty system from Ackermann made by OBO is suitable for screed-covered installation in dry and wet-cleaned floors.



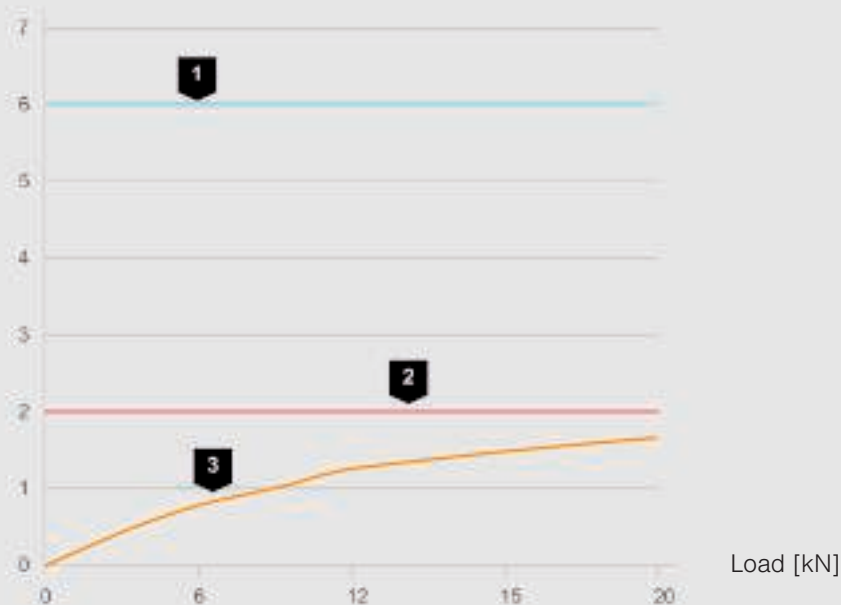
OBO testing standard

DIN EN 50085-2-2 specifies the load requirements for electrical installation systems. According to this standard, cassettes may only bend by a maximum of 6 mm when subjected to a load. However, with harder floor coverings, such as stone or tiles, bending of 6 mm will lead to breakage. For this reason, OBO has increased its internal quality criteria and goes a step further with the OBO testing standard: The maximum bend for heavy-duty systems was reduced from 6 mm to 2 mm. The tests according to the OBO testing standard take place in the company's own BET Test Centre.



Heavy load testing


Bend [mm]



Tested heavy-duty system components:

- Underfloor junction and branch box of size 350-3
- Heavy-duty support, heavy-duty mounting lid
- Floor covering, tile, 20 mm
- Cassette RKF2 SL2 V3 35

1	Bend to DIN EN 50085-2-2: 6 mm
2	Bend to OBO testing standard: 2 mm
3	Measured bend, OBO heavy-duty system



OBO heavy-duty classes

Classification

DIN EN 50085-2-2 divides the load capacities of electrical installation duct systems into two classes. The classifications rate the articles according to resistance to vertical loads that act over a small (6.102) or large (6.103) surface area. The 6.103 classification and the test results from the BET Test Centre served as a basis for the development of the internal OBO classification into heavy-duty classes SL1 and SL2. Products of heavy-duty class SL1 are suitable for loads of up to 10 kN, whilst products of heavy-duty class SL2 are even suitable for loads of up to 20 kN. The maximum bending for both heavy-duty classes is 2 mm.

Class 6.103 according to DIN EN 50085-2-2

Classification*	Load in N
6.103.1	2,000
6.103.2	3,000
6.103.3	5,000
6.103.4	10,000
6.103.5	15,000

* The OBO heavy-duty classes were developed based on Class 6.103.

Classification according to the OBO testing standard

OBO heavy load class	Load in N
SL 1	10,000
SL 2	20,000

The screed-covered solution

The screed-covered heavy-duty solution consists of six system components: The underfloor ducts, underfloor sockets, heavy-duty supports, heavy-duty mounting lids, height adjustment units and heavy-duty cassettes. The 2 or 3-compartment underfloor ducts are used for cable routing and can easily be connected to the prepared installation openings of the underfloor sockets. The underfloor sockets permit the installation of heavy-duty cassettes for inspection purposes or for the mounting of installation accessories such as sockets, data or multimedia technology. The heavy-duty supports and the special heavy-duty mounting lid provide the necessary stability. The heavy-duty cassettes are inserted in the heavy-duty mounting lid, allowing access to the installed installation devices.

Underfloor junction and branch box

The underfloor sockets of the nominal sizes 250 and 350 must have a non-positive connection to the screed. To avoid a reduction in the load capacity and damage to the floor covering, no edge insulation strips can be laid around the underfloor junction and branch box.



Heavy-duty cassettes

Heavy-duty cassettes are suitable for creating inspection openings or for the installation of devices in areas with high load requirements. The cassettes are adequately dimensioned for absorbing traffic loads and are rated for individual static loads up to 10 kN (SL1) or 20 kN (SL2). The GRAF9 service outlet is available for smaller loads up to 7.5 kN.



Heavy-duty mounting lid

The heavy-duty mounting lid is selected according to the appropriate heavy-duty cassette. The height adjustment units enable the screed-flush height adjustment of the heavy-duty mounting lid and are to be ordered separately.



Heavy-duty supports

Heavy-duty supports are additional expansion parts for underfloor sockets and increase the load capacity. The supports are inserted in the corner areas of the underfloor box and are tensioned under the socket frame.



Ducts

The screed-covered ducts are only subjected to loads during the mounting period. Before screed laying, the ducts are classified with a load capacity of 750 N according to DIN EN 50085-2-2. After screed laying, no loads impact on the ducts, as the screed accepts the loads as a static layer. For this reason, underfloor ducts from the standard product range can also be used in areas with high load requirements. 2 and 3-compartment underfloor ducts from the EÜK screed-covered duct system are available.



Overview of heavy-duty systems

Device installation units

Selection according to

- Load requirement
- Floor covering thickness
- Functional method
- Installation capacity

Cassettes for cable outlets and inspection purposes protect the electrical installation in the floor against water penetration. All heavy-duty solutions guarantee moisture protection according to DIN EN 50085-2-2 and are therefore approved for wet-cleaned floors indoors.

Heavy-duty mounting lid

Selection according to

- The shape of the selected service outlet or the cassette (nominal size)
- Screed height

With heavy-duty frame cassettes, a mounting set, not a mounting lid, must be used for the installation of installation devices.

Height adjustment units

Selection according to

- Screed height

Heavy-duty supports for underfloor socket

Selection according to

- Screed height

Underfloor socket (UZD)

Selection according to

- Screed height
- Shape of the cassette and the heavy-duty mounting lid
- Duct width

Ducts

Selection according to

- Cable volume

Load capacity

7.5 kN



Service outlet




Heavy-duty mounting lid



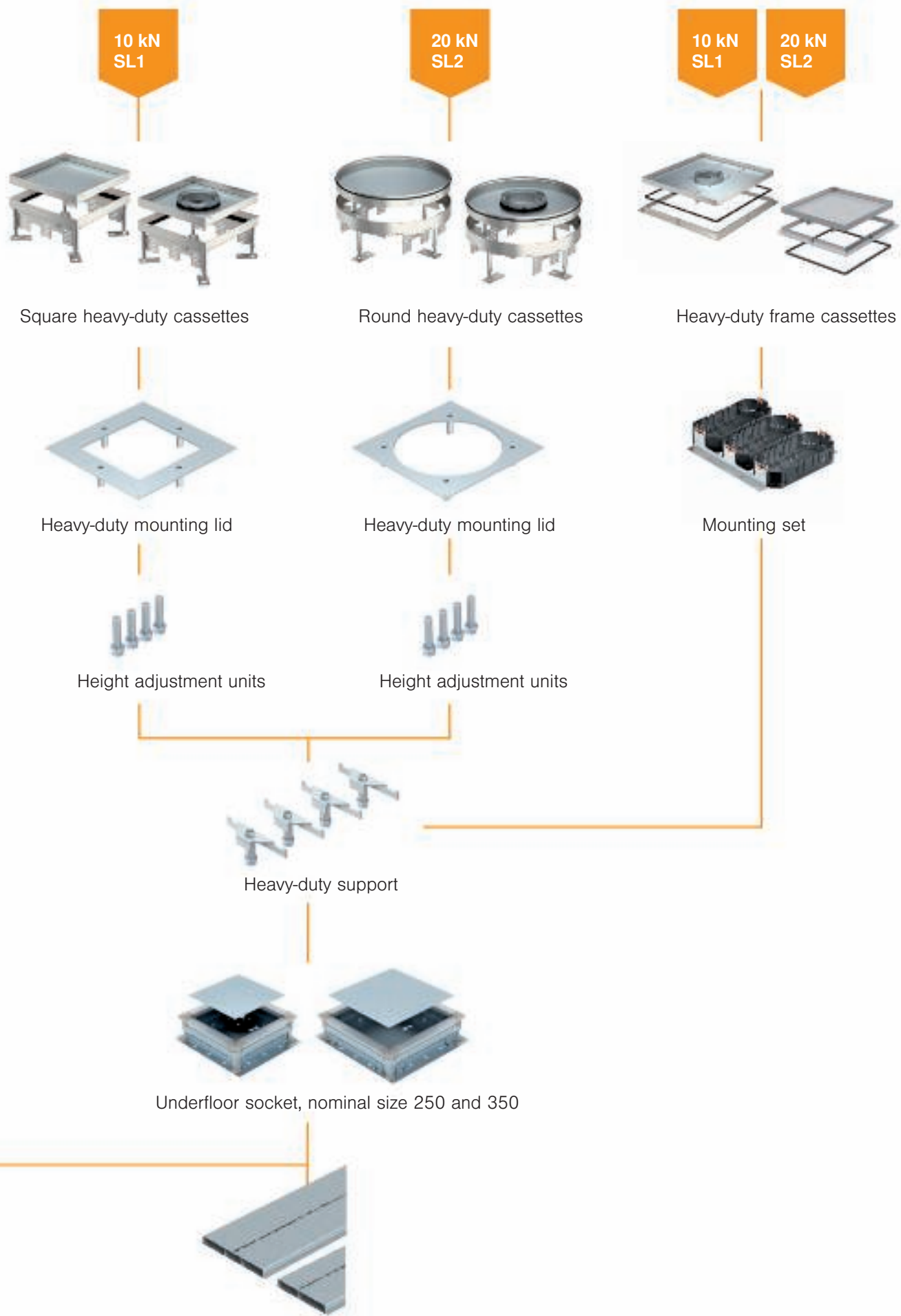
Height adjustment units



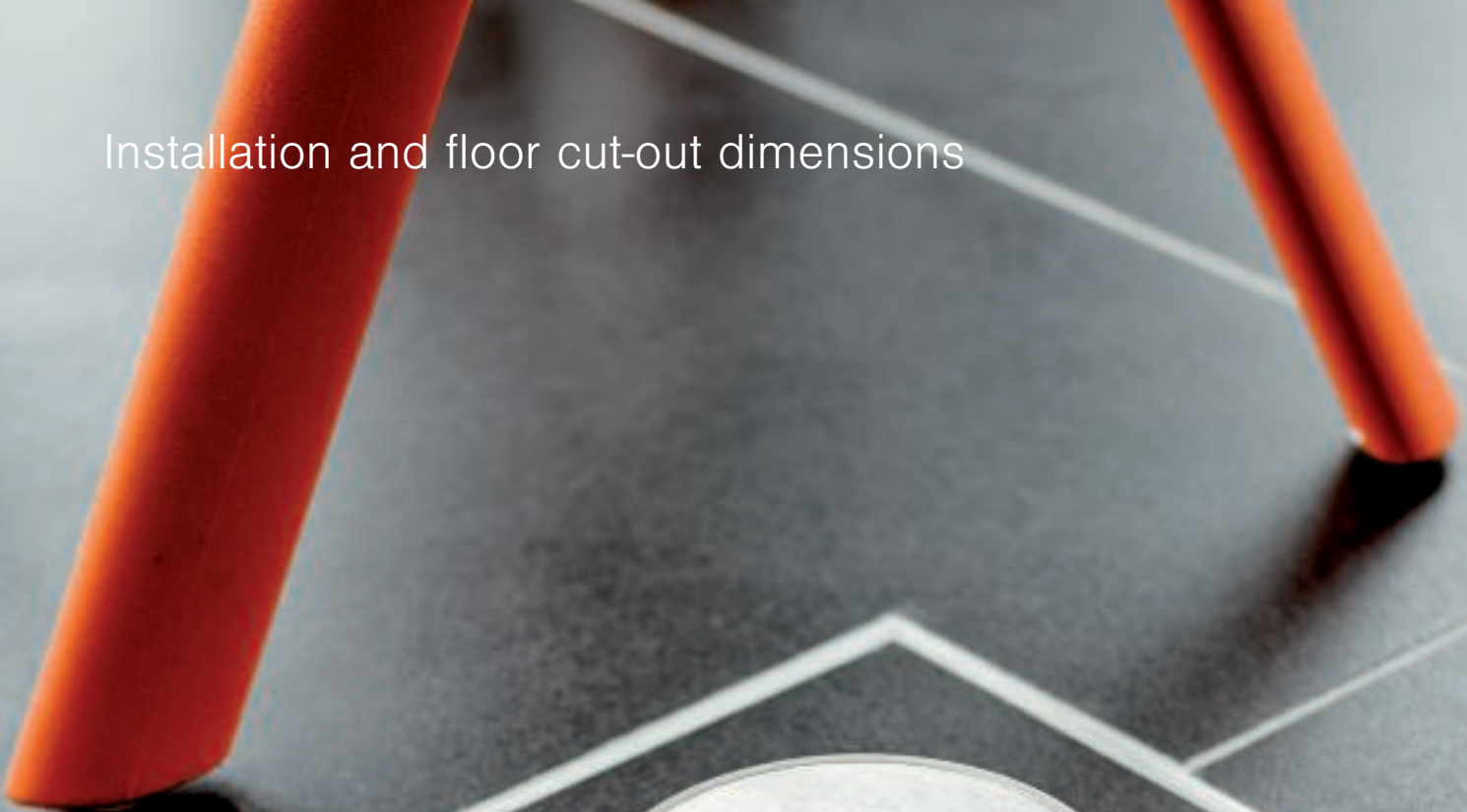
Heavy-duty support




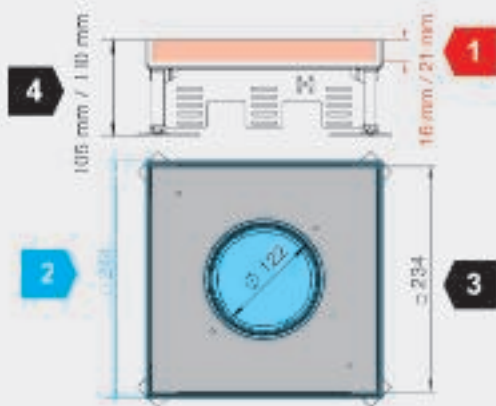
Underfloor socket, nominal size 350



Installation and floor cut-out dimensions



Various installation and floor cut-out dimensions must be taken into account for the mounting of height-adjustable cassettes and the application of floor coverings in the cassette lids.



Frame height for the floor covering in the lid (red dimensions)

The frame height data relates to the maximum floor covering thickness, including adhesive. The cassettes are available in various frame heights.



Floor cut-out for the installation of cassettes (blue dimensions)

The dimensions for the floor cut-out should be considered as target dimensions for correct installation of the cassette in the floor. They are only generally required for the floor cut-out in system floors. The EÜK screed-covered duct system or the OKA open trunking system offer prefabricated mounting lids with matching installation openings.



Internal dimension of the lid to determine the floor covering cut-out (black dimensions)

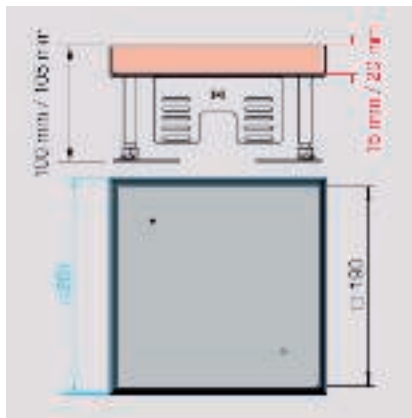
The dimension data relates to the internal dimension of the cassette lid and is used to calculate the floor covering cut-out. Depending on the type of floor covering, appropriate reductions should be taken into account, e.g. for expansion gaps.



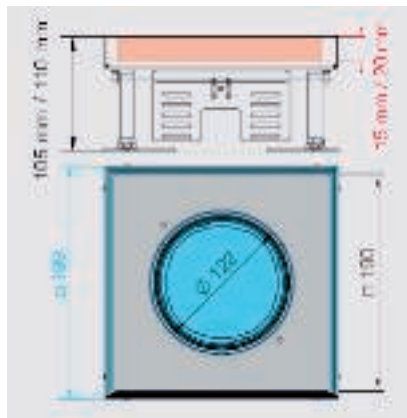
Minimum floor structure height (raw concrete ceiling to finished floor)

The dimension describes the minimum floor structure height from the raw concrete ceiling to the top edge of the finished floor. It guarantees correct installation and use of installation devices, such as sockets, data and multimedia connections.

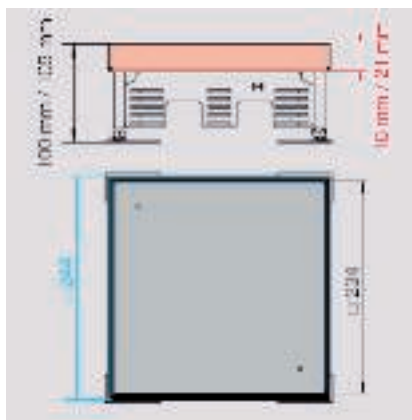
System dimensions, height-adjustable square cassettes



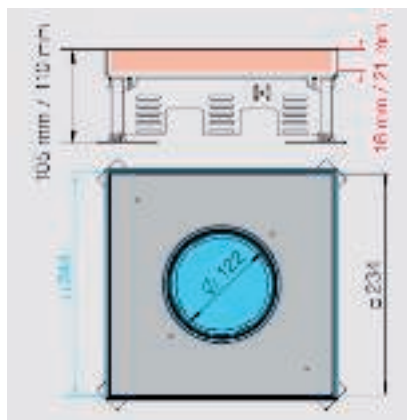
Nominal size 4, type RKN2 4



Nominal size 4, type RKFN 2 4

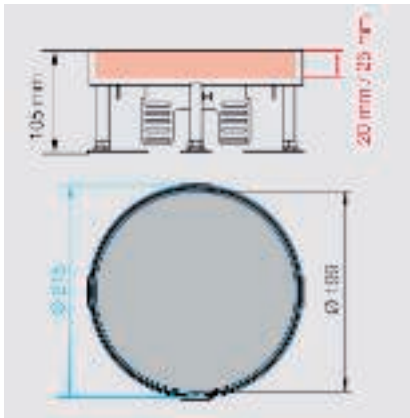


Nominal size 9, type RKN2 9

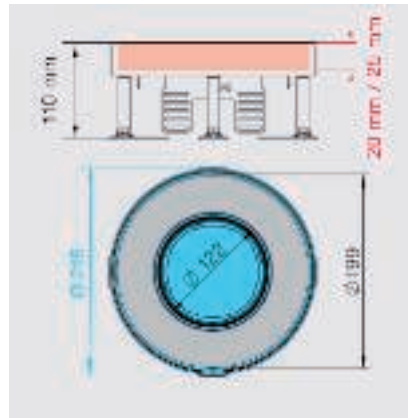


Nominal size 9, type RKFN 2 9

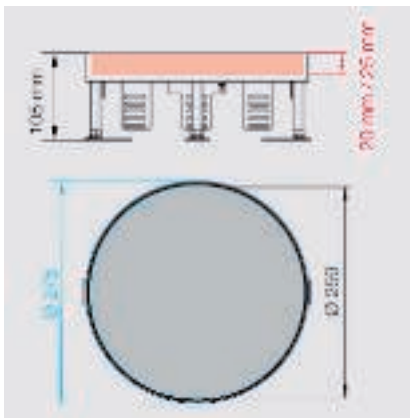
System dimensions, height-adjustable round cassettes



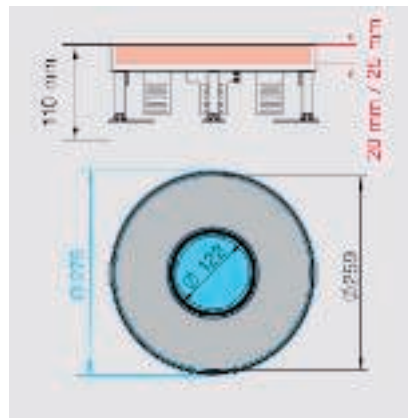
Nominal size R4, type RKR2 and RKRN2



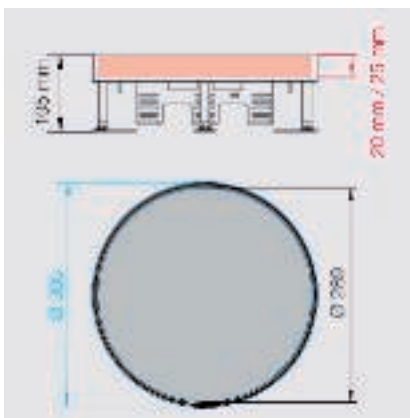
Nominal size R4, type RKFR2 and RKFRN2



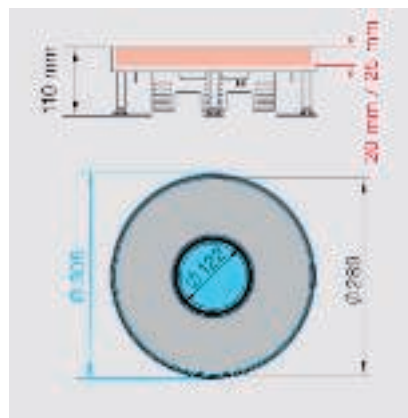
Nominal size R7, type RKR2 and RKRN2



Nominal size R7, type RKFR2 and RKFRN2

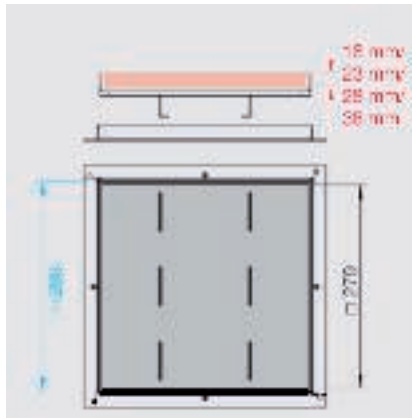


Nominal size R9, type RKR2 and RKRN2

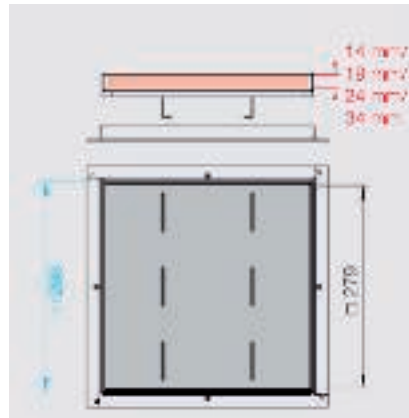


Nominal size R9, type RKFR2 and RKFRN2

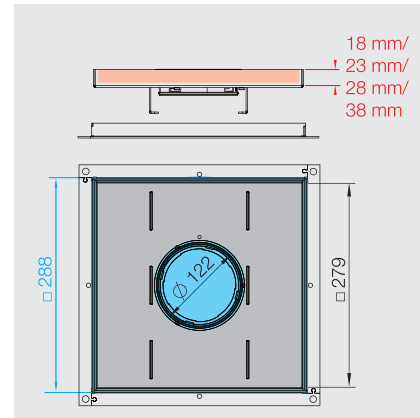
System dimensions, frame cassettes



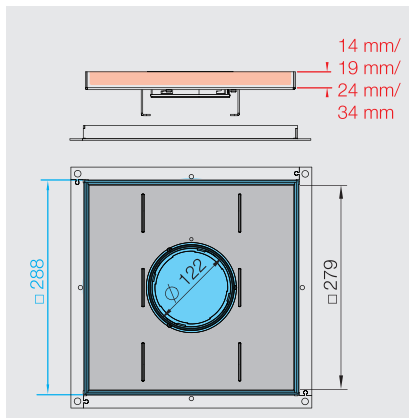
Nominal size 250-3, type RK SL1



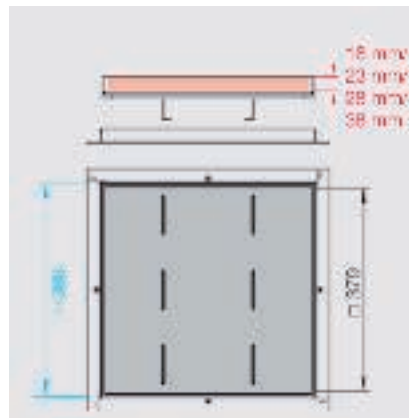
Nominal size 250-3, type RK SL2



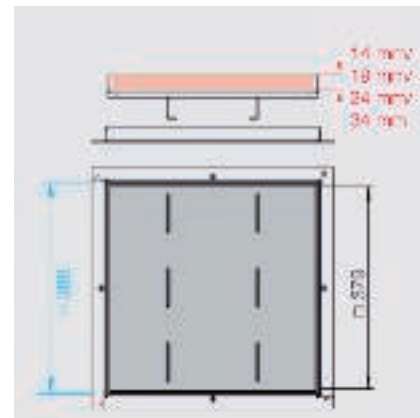
Nominal size 250-3, type RKF SL1



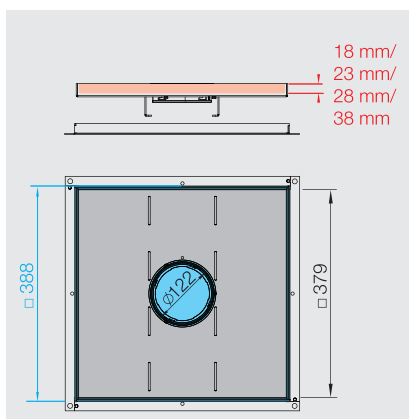
Nominal size 250-3, type RKF SL2



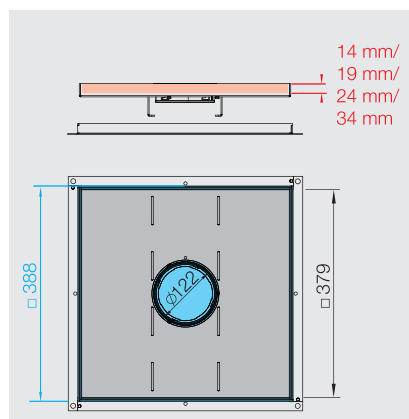
Nominal size 350-3, type RK SL1



Nominal size 350-3, type RK SL2



Nominal size 350-3, type RKF SL1



Nominal size 350-3, type RKF SL2



Planning checklist

When planning heavy-duty systems, the following points should be observed:

- ✓ Match floor structure, payloads and area loads
- ✓ Observe the minimum installation depths of device installation units
- ✓ The underfloor socket must sit entirely on the concrete floor. Cavities under the socket strongly reduce the load capacity
- ✓ The underfloor socket must have a non-positive connection to the screed. Do not apply a separating strip between the underfloor socket and the screed
- ✓ Work floor coverings exactly up to the opening of the blanking lid, e.g. Graf9 Ø 305+1 mm
- ✓ Stick down the floor coverings onto the surface of the underfloor boxes and in the cover of the cassettes fully and firmly







Heavy-duty systems

Heavy-duty systems reliably supply areas with high load requirements with power, data and multimedia technology via the floor. Car dealerships, museums, airports, stations or hotels are typical areas of application. The construction and the material thickness is specially matched to the high load requirements. With the heavy-duty system, Ackermann made by OBO guarantees a particularly robust, safe and long-lasting installation solution.






Heavy-duty systems

	Heavy-duty frame cassette with UZD 250	18
	Heavy-duty frame cassette with UZD 350	21
	Height-adjustable heavy-duty cassette with UZD 250	28
	Height-adjustable heavy-duty cassette with UZD 350	32

UZD250-3 underfloor box



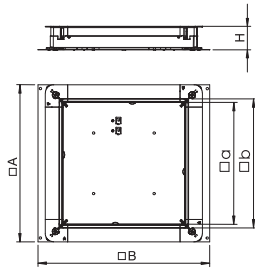
Type	Dim.	Dim.	Dim.	Dim.	Screed height	Pack. pcs	Weight kg/100 pcs.	Item No.
	A	B	a	b				
UZD 250-3	367	410	262	283	70 - 125	1	420.000	7410030
UZD 115170 250-3	367	410	262	283	115 - 170	1	480.000	7410043
UZD 165220 250-3	367	410	262	283	165 - 220	1	530.000	7410052

St Steel

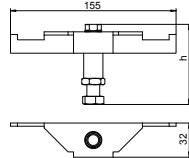
FS Strip-galvanised

/pc.

Underfloor junction and branch box for screed-covered underfloor installation systems. Side walls are prepared for duct widths 190 and 250 mm.



DSSL heavy-duty support



Type	Screed height mm	Pack. PU	Weight kg/100 PUs	Item No.
DSSL2 105	105 - 140	1	111.040	7410583
DSSL2 135	135 - 170	1	121.840	7410585
DSSL2 165	165 - 200	1	132.640	7410587
DSSL2 195	195 - 230	1	143.840	7410589

St Steel

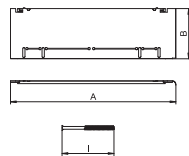

FS Strip-galvanised

/VPE

The heavy-duty supports reinforce the corner areas of the type UZD-3 underfloor box for increased load requirements.

The VPE consists of four heavy-duty supports.

Height compensation set for UZD/UGD250-3 with height 70–125 mm



Type	Screed height mm	Dim. A mm	Dim. B mm	Dim. I mm	Pack. pcs	Weight kg/100 pcs.	Item No.
ASH250-3 B165220	165 - 220	330	130	162	1	120.000	7410148

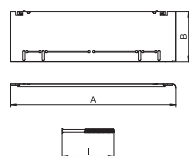

St Steel

FS Strip-galvanised

/pc.

Height compensation set for underfloor boxes UZD250-3 and UGD250-3 with a construction height of 70 to 125 mm for construction stacking of the UZD/UGD, consisting of four fall plates, four height adjustment screws and four rotary locks.

Height compensation set for UZD250-3 with height 115–170 mm



Type	Screed height mm	Dim. A mm	Dim. B mm	Dim. I mm	Pack. pcs	Weight kg/100 pcs.	Item No.

St Steel

FS Strip-galvanised

/pc.

Height compensation set for underfloor boxes UZD250-3 with a construction height of 115 to 170 mm for construction stacking of the UZD/UGD, consisting of four fall plates, four height adjustment screws and four rotary locks.


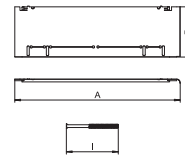
Height compensation set for UZD250-3 with height 165–220 mm

Type	Screed height mm	Dim. A mm	Dim. B mm	Dim. I mm	Pack. pcs	Weight kg/100 pcs.	Item No.
ASH250-3 215270	215 - 270	330	80	212	1	85.000	7410158

St Steel

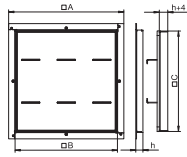

FS Strip-galvanised

/pc.



Height compensation set for underfloor boxes UZD250-3 with a construction height of 165 to 220 mm for construction stacking of the UZD/UGD, consisting of four fall plates, four height adjustment screws and four rotary locks.

Heavy-duty frame cassette, blank, RKSL, nominal 250-3, load class 1



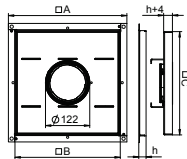
Type	Dim.			Floor covering		Dim. Cassette height	Pack. pcs	Weight kg/100 pcs.	Item No.
	A	B	C	thickness	h				
RK SL1 V2 20	324	288	282	18	20	20	1	517.000	7405892
RK SL1 V2 25	324	288	282	23	25	25	1	537.000	7405896
RK SL1 V2 30	324	288	282	28	30	30	1	555.000	7405900
RK SL1 V2 40	324	288	282	38	40	40	1	608.000	7405908

V2A Stainless steel, grade 304

/pc.

"Blank" heavy-duty frame cassette for the creation of an inspection opening in the UZD250-3 in dry or wet-cleaned floors. Load class 1 to 10 kN. Only suitable for smooth floor coverings.

Heavy-duty frame cassette for tube body, RKFSL, nominal 250-3, load class 1



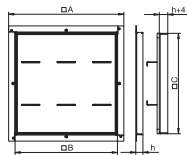

Type	Dim.			Floor covering		Dim. Cassette height	Pack. pcs	Weight kg/100 pcs.	Item No.
	A	B	C	thickness	h				
RKF2 SL1 V2 20	324	288	282	18	20	20	1	489.000	7409482
RKF2 SL1 V2 25	324	288	282	23	25	25	1	508.000	7409484
RKF2 SL1 V2 30	324	288	282	28	30	30	1	526.000	7409486
RKF2 SL1 V2 40	324	288	282	38	40	40	1	559.000	7409490

V2A Stainless steel, grade 304

/pc.

Heavy-duty frame cassette for tube body for the installation of accessories in the UZD250-3 in dry or wet-cleaned floors. Load class 1 to 10 kN.

Heavy-duty frame cassette, blank, RKSL, nominal 250-3, load class 2



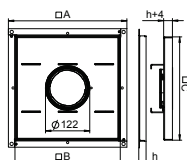
Type	Dim.			Floor covering		Dim. Cassette height	Pack. pcs	Weight kg/100 pcs.	Item No.
	A	B	C	thickness	h				
RK SL2 V2 20	324	288	282	14	20	20	1	756.000	7405932
RK SL2 V2 25	324	288	282	19	25	25	1	775.000	7405936
RK SL2 V2 30	324	288	282	24	30	30	1	794.000	7405940
RK SL2 V2 40	324	288	282	34	40	40	1	833.000	7405948

V2A Stainless steel, grade 304

/pc.

"Blank" heavy-duty frame cassette for the creation of an inspection opening in the UZD250-3 in dry or wet-cleaned floors. Load class 2 to 20 kN. Only suitable for smooth floor coverings.

Heavy-duty frame cassette for tube body, RKFSL, nominal 250-3, load class 2



Type	Dim.			Floor covering		Dim. Cassette height	Pack. pcs	Weight kg/100 pcs.	Item No.
	A	B	C	thickness	h				
RKF2 SL2 V2 20	324	288	282	14	20	20	1	700.000	7409522
RKF2 SL2 V2 25	324	288	282	19	25	25	1	719.000	7409524
RKF2 SL2 V2 30	324	288	282	24	30	30	1	738.000	7409526
RKF2 SL2 V2 40	324	288	282	34	40	40	1	777.000	7409530

V2A Stainless steel, grade 304

/pc.

Heavy-duty frame cassette for tube body for the installation of accessories in the UZD250-3 in dry or wet-cleaned floors. Load class 2 to 20 kN.


UZD350-3 underfloor box

Type	Dim.	Dim.	Dim.	Dim.	Screed	Pack.	Weight	Item No.
	A	B	a	b	height			
	mm	mm	mm	mm	mm	pcs	kg/100 pcs.	
UZD 350-3	467	510	362	383	70 - 125	1	590.000	7410034
UZD 115170 350-3	467	510	362	383	115 - 170	1	665.000	7410047
UZD 165220 350-3	467	510	362	383	165 - 220	1	740.000	7410056

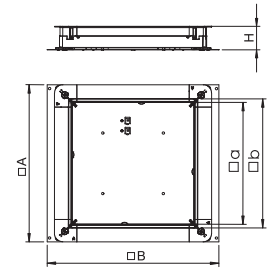
Sl Steel

FS Strip-galvanised

/pc.



Underfloor junction and branch box for screed-covered underfloor installation systems.
Side walls prepared for duct widths of 190, 250 and 350 mm.



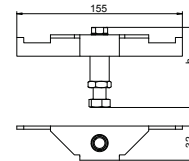
DSSL heavy-duty support

Type	Screed	Pack.	Weight	Item No.
	height			
	mm	PU	kg/100 PUs	
DSSL2 75	75 - 110	1	97.840	7410581
DSSL2 105	105 - 140	1	111.040	7410583
DSSL2 135	135 - 170	1	121.840	7410585
DSSL2 165	165 - 200	1	132.640	7410587
DSSL2 195	195 - 230	1	143.840	7410589

Sl Steel

FS Strip-galvanised

/VPE



The heavy-duty supports reinforce the corner areas of the type UZD-3 underfloor box for increased load requirements.

The VPE consists of four heavy-duty supports.


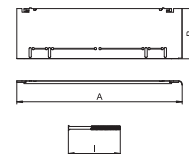
Height compensation set for UZD/UGD350-3 with height 70–125 mm

Type	Screed	Dim.	Dim.	Dim.	Pack.	Weight	Item No.
	height	A	B	I			
	mm	mm	mm	mm	pcs	kg/100 pcs.	
ASH350-3 B115170	115 - 170	430	80	112	1	97.000	7410150
ASH350-3 B165220	165 - 220	430	130	162	1	151.500	7410156

Sl Steel

FS Strip-galvanised

/pc.



Height compensation set for underfloor boxes UZD350-3 and UGD350-3 with a construction height of 70 to 125 mm for construction stacking of the UZD/UGD, consisting of four fall plates, four height adjustment screws and four rotary locks.


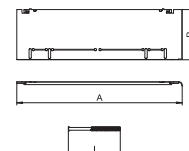
Height compensation set for UZD350-3 with height 115–170 mm

Type	Screed	Dim.	Dim.	Dim.	Pack.	Weight	Item No.
	height	A	B	I			
	mm	mm	mm	mm	pcs	kg/100 pcs.	
ASH350-3 165220	165 - 220	430	80	162	1	102.500	7410154

Sl Steel

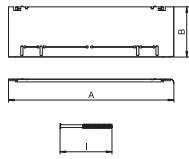

FS Strip-galvanised

/pc.



Height compensation set for underfloor boxes UZD350-3 with a construction height of 115 to 170 mm for construction stacking of the UZD/UGD, consisting of four fall plates, four height adjustment screws and four rotary locks.

Height compensation set for UZD350-3 with height 165–220 mm



Type	Screed height mm	Dim. A mm	Dim. B mm	Dim. I mm	Pack. pcs	Weight kg/100 pcs.	Item No.
ASH350-3 215270	215 - 270	430	80	212	1	105.000	7410164
St Steel							/pc.
FS Strip-galvanised							

Height compensation set for underfloor boxes UZD350-3 with a construction height of 165 to 220 mm for construction stacking of the UZD/UGD, consisting of four fall plates, four height adjustment screws and four rotary locks.


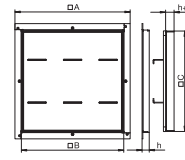
Heavy-duty frame cassette, blank, RKSL, nominal 350-3, load class 1

Type	Dim.			Floor covering		Dim. Cassette		Pack. pcs	Weight kg/100 pcs.	Item No.
	A	B	C	thickness	h	height	mm			
RK SL1 V3 20	424	388	382	18	20	20		1	897.000	7405912
RK SL1 V3 25	424	388	382	23	25	25		1	927.000	7405916
RK SL1 V3 30	424	388	382	28	30	30		1	953.000	7405920
RK SL1 V3 40	424	388	382	38	40	40		1	1,017.000	7405928

V2A Stainless steel, grade 304

/pc.

"Blank" heavy-duty frame cassette for the creation of an inspection opening in the UZD350-3 in dry or wet-cleaned floors. Load class 1 to 10 kN. Only suitable for smooth floor coverings.




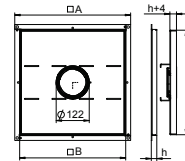
Heavy-duty frame cassette for tube body, RKFSL, nominal 350-3, load class 1

Type	Dim.			Floor covering		Dim. Cassette		Pack. pcs	Weight kg/100 pcs.	Item No.
	A	B	C	thickness	h	height	mm			
RKF2 SL1 V3 20	424	388	382	18	20	20		1	912.000	7409502
RKF2 SL1 V3 25	424	388	382	23	25	25		1	941.000	7409504
RKF2 SL1 V3 30	424	388	382	28	30	30		1	968.000	7409506
RKF2 SL1 V3 40	424	388	382	38	40	40		1	1,032.000	7409510

V2A Stainless steel, grade 304

/pc.

Heavy-duty frame cassette for tube body for the installation of accessories in the UZD350-3 in dry or wet-cleaned floors. Load class 1 to 10 kN.




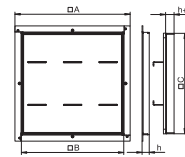
Heavy-duty frame cassette, blank, RKSL, nominal 350-3, load class 2

Type	Dim.			Floor covering		Dim. Cassette		Pack. pcs	Weight kg/100 pcs.	Item No.
	A	B	C	thickness	h	height	mm			
RK SL2 V3 20	424	388	382	14	20	20		1	1,346.000	7405952
RK SL2 V3 25	424	388	382	19	25	25		1	1,377.000	7405956
RK SL2 V3 30	424	388	382	24	30	30		1	1,400.000	7405960
RK SL2 V3 40	424	388	382	34	40	40		1	1,466.000	7405968

V2A Stainless steel, grade 304

/pc.

"Blank" heavy-duty frame cassette for the creation of an inspection opening in the UZD350-3 in dry or wet-cleaned floors. Load class 2 to 20 kN. Only suitable for smooth floor coverings.




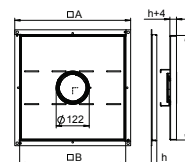
Heavy-duty frame cassette for tube body, RKFSL, nominal 350-3, load class 2

Type	Dim.			Floor covering		Dim. Cassette		Pack. pcs	Weight kg/100 pcs.	Item No.
	A	B	C	thickness	h	height	mm			
RKF2 SL2 V3 20	424	388	382	14	20	20		1	1,278.000	7409542
RKF2 SL2 V3 25	424	388	382	19	25	25		1	1,307.000	7409544
RKF2 SL2 V3 30	424	388	382	24	30	30		1	1,334.000	7409546
RKF2 SL2 V3 40	424	388	382	34	40	40		1	1,398.000	7409550

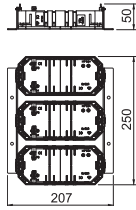
V2A Stainless steel, grade 304

/pc.

Heavy-duty frame cassette for tube body for the installation of accessories in the UZD350-3 in dry or wet-cleaned floors. Load class 2 to 20 kN.



Mounting set for UZD250-3



Type

MS3 3UT3

St Steel

FS Strip-galvanised

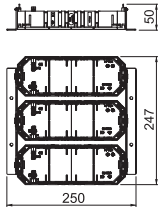
Mounting set with three universal supports of type UT3 for installation in the underfloor junction and branch box UZD250-3.

Cover plates should be ordered separately.

Pack. pcs	Weight kg/100 pcs.	Item No.
1	49.400	7407651

/pc.

Mounting set for UZD350-3



Type

MS3 3UT4

St Steel

FS Strip-galvanised

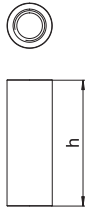
Mounting set with three universal supports of type UT4 for installation in the underfloor junction and branch box UZD350-3.

Cover plates should be ordered separately.

Pack. pcs	Weight kg/100 pcs.	Item No.
1	55.000	7407655

/pc.

Threaded sleeve for heavy-duty frame cassette



Floor covering thickness mm

Type

GH RK SL20

GH RK SL25

GH RK SL30

GH RK SL40

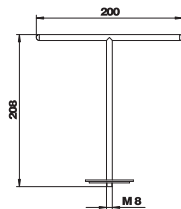
V2A Stainless steel, grade 304

Threaded sleeves for retro-installation in heavy-duty frame cassettes.

Pack. pcs	Weight kg/100 pcs.	Item No.
1	1.134	7406859
1	1.474	7406860
1	1.804	7406861
1	2.404	7406862

/pc.

Mounting key with threaded sleeve



Type

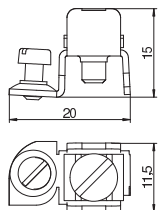
WZ 1022

For lifting out cassettes equipped with a threaded sleeve.

Pack. pcs	Weight kg/100 pcs.	Item No.
1	21.350	7408626

/pc.

Protective conductor connection bracket



Type

8AWR

St Steel

G Electrogalvanised

Protective conductor connection bracket to include steel and aluminium device installation trunking, service poles and system components of underfloor trunking systems in the protective measure.

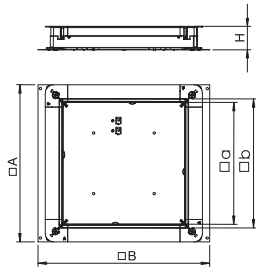

Clamping area : 2 x 1.5 – 4 mm²

Pack. pcs	Weight kg/100 pcs.	Item No.
10	0.641	6288704

/pc.



UZD250-3 underfloor box



Type	Dim.	Dim.	Dim.	Dim.	Screed	Pack.	Weight	Item No.
	A	B	a	b	height			
	mm	mm	mm	mm	mm	pcs	kg/100 pcs.	
UZD 250-3	367	410	262	283	70 - 125	1	420.000	7410030
UZD 115170 250-3	367	410	262	283	115 - 170	1	480.000	7410043
UZD 165220 250-3	367	410	262	283	165 - 220	1	530.000	7410052

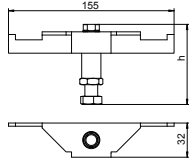
St Steel

FS Strip-galvanised

/pc.

Underfloor junction and branch box for screed-covered underfloor installation systems.
Side walls are prepared for duct widths 190 and 250 mm.

DSSL heavy-duty support



Type	Screed height	mm	Pack.	Weight	Item No.
DSSL2 75	75 - 110	1	97.840	7410581	
DSSL2 105	105 - 140	1	111.040	7410583	
DSSL2 135	135 - 170	1	121.840	7410585	
DSSL2 165	165 - 200	1	132.640	7410587	
DSSL2 195	195 - 230	1	143.840	7410589	

St Steel

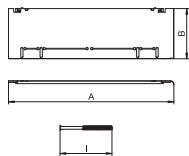

FS Strip-galvanised

/VPE

The heavy-duty supports reinforce the corner areas of the type UZD-3 underfloor box for increased load requirements.

The VPE consists of four heavy-duty supports.

Height compensation set for UZD/UGD250-3 with height 70–125 mm



Type	Screed height	mm	Dim. A	Dim. B	Dim. I	Pack.	Weight	Item No.
ASH250-3 B115170	115 - 170	330	80	112	1	76.500	7410142	
ASH250-3 B165220	165 - 220	330	130	162	1	120.000	7410148	

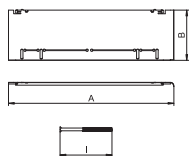

St Steel

FS Strip-galvanised

/pc.

Height compensation set for underfloor boxes UZD250-3 and UGD250-3 with a construction height of 70 to 125 mm for construction stacking of the UZD/UGD, consisting of four fall plates, four height adjustment screws and four rotary locks.

Height compensation set for UZD250-3 with height 115–170 mm



Type	Screed height	mm	Dim. A	Dim. B	Dim. I	Pack.	Weight	Item No.
ASH250-3 165220	165 - 220	330	80	162	1	82.000	7410146	

St Steel

FS Strip-galvanised

/pc.

Height compensation set for underfloor boxes UZD250-3 with a construction height of 115 to 170 mm for construction stacking of the UZD/UGD, consisting of four fall plates, four height adjustment screws and four rotary locks.


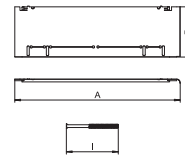
Height compensation set for UZD250-3 with height 165–220 mm

Type	Screed height mm	Dim. A mm	Dim. B mm	Dim. I mm	Pack. pcs	Weight kg/100 pcs.	Item No.
ASH250-3 215270	215 - 270	330	80	212	1	85.000	7410158

St Steel

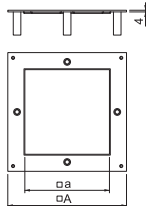
FS Strip-galvanised

/pc.



Height compensation set for underfloor boxes UZD250-3 with a construction height of 165 to 220 mm for construction stacking of the UZD/UGD, consisting of four fall plates, four height adjustment screws and four rotary locks.

Heavy-duty mounting lid for square cassettes 4, nominal size 250-3



Type	Dim.	Dim.	Pack.	Weight	Item No.
	A	a			
	mm	mm	pcs	kg/100 pcs.	
DUG 250-3 4SL	282	201	1	146.500	7401404

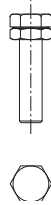
St Steel

FS Strip-galvanised

/pc.

The heavy-duty mounting lid for the type UZD250-3 underfloor box is suitable for installation in a square heavy-duty cassette of nominal size 4. The installation opening is recessed by 3 mm and can be closed subsequently by a lid blanking plate.

Height adjustment unit for heavy-duty mounting lid



Type	Screed height	Pack.	Weight	Item No.
DUG SL75	75 - 110	1	121.600	7409680
DUG SL105	105 - 140	1	153.700	7409682
DUG SL135	135 - 170	1	172.500	7409684
DUG SL165	165 - 200	1	193.300	7409686
DUG SL195	195 - 230	1	210.500	7409688

St Steel

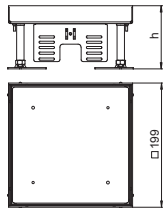
G Electrogalvanised

/VPE

The height adjustment units rated for increased load requirements permit the screed-flush height adjustment of the heavy-duty mounting lid and are to be ordered separately.

The VPE consists of four height adjustment units.

Height-adjustable heavy-duty cassette, blank, RKNSL, nominal size 4, stainless steel



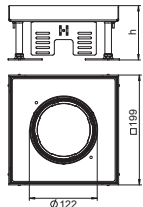
Type	Dim. h	Floor covering thickness	Floor height	Material symbol	Pack.	Weight	Item No.
RKN2 4 VM SL1N 15	100	15	100 - 150	V2A	1	389.000	7409008
RKN2 4 VM SL1N 20	105	20	105 - 155	V2A	1	400.000	7409010

V2A Stainless steel, grade 304

/pc.

Heavy-duty "blank" square cassette of nominal size 4 for the creation of an inspection opening in trunking systems, raised or cavity floors, in dry or wet-cleaned floors. Load class 1 to 10 kN. Only suitable for smooth floor coverings.

Height-adjustable heavy-duty cassette for tube body RKFNSL, nominal size 4, stainless steel



Type	Dim. h	Floor covering thickness	Floor height	Material symbol	Pack.	Weight	Item No.
RKFNSL 4 VM SL1N15	100	15	100 - 150	V2A	1	355.500	7409382
RKFNSL 4 VM SL1N20	105	20	105 - 155	V2A	1	367.000	7409384

V2A Stainless steel, grade 304

/pc.

Heavy-duty square cassette for tube body of nominal size 4 for the installation of accessories in trunking systems, raised or cavity floors, in dry or wet-cleaned floors. Load class 1 to 10 kN.

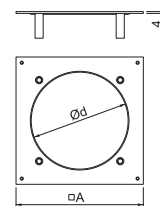
Heavy-duty mounting lid for round cassette R4, nominal size 250-3

Type	Dim.	Dim.	Pack.	Weight	Item No.
	A	d Ø			
	mm	mm	pcs	kg/100 pcs.	
DUG 250-3 R4SL	282	215	1	159.300	7401406

St Steel

FS Strip-galvanised

/pc.



The heavy-duty mounting lid for the UZD250-3 underfloor box is suitable for the installation of a round heavy-duty cassette of nominal size R4. The installation opening is recessed by 3 mm and can be closed subsequently by a lid blanking plate.

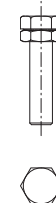
Height adjustment unit for heavy-duty mounting lid

Type	Screed height	Pack.	Weight	Item No.
	mm			
DUG SL75	75 - 110	1	121.600	7409680
DUG SL105	105 - 140	1	153.700	7409682
DUG SL135	135 - 170	1	172.500	7409684
DUG SL165	165 - 200	1	193.300	7409686
DUG SL195	195 - 230	1	210.500	7409688

St Steel

G Electrogalvanised

/VPE



The height adjustment units rated for increased load requirements permit the screed-flush height adjustment of the heavy-duty mounting lid and are to be ordered separately.

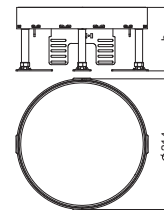
The VPE consists of four height adjustment units.

Height-adjustable heavy-duty cassette, blank, RKRSL, nominal size R4, stainless steel

Type	Dim.	Floor covering	Floor	Material	Pack.	Weight	Item No.
	h	thickness	height				
	mm	mm	mm	symbol	pcs	kg/100 pcs.	
RKR2 4SL2 V2 20	105	20	105 - 155	V2A	1	559.000	7409072
RKR2 4SL2 V2 25	109	25	109 - 159	V2A	1	624.000	7409074

V2A Stainless steel, grade 304

/pc.



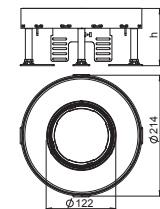
Round, "blank", heavy-duty cassette of nominal size R4 for the creation of an inspection opening in trunking systems, raised and cavity floors, in dry or wet-care floors. Load class 2 to 20 kN. Only suitable for smooth floor coverings.

Height-adjustable heavy-duty cassette for tube body RKFRSL, nominal size R4, stainless steel

Type	Dim.	Floor covering	Floor	Material	Pack.	Weight	Item No.
	h	thickness	height				
	mm	mm	mm	symbol	pcs	kg/100 pcs.	
RKFR2 4 SL2V2 20	110	20	105 - 155	V2A	1	604.000	7409462
RKFR2 4 SL2V2 25	114	25	109 - 159	V2A	1	669.000	7409464

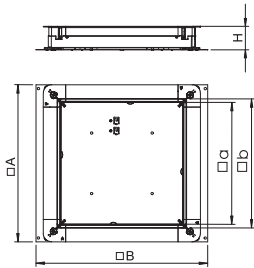

V2A Stainless steel, grade 304

/pc.



Round heavy-duty cassette for tube body of nominal size R4 for the installation of accessories in trunking systems, raised and cavity floors, in dry or wet-cleaned floors. Load class 2 to 20 kN.

UZD350-3 underfloor box



Type	Dim.	Dim.	Dim.	Dim.	Screed	Pack.	Weight	Item No.
	A	B	a	b	height			
	mm	mm	mm	mm	mm	pcs	kg/100 pcs.	
UZD 350-3	467	510	362	383	70 - 125	1	590.000	7410034
UZD 115170 350-3	467	510	362	383	115 - 170	1	665.000	7410047
UZD 165220 350-3	467	510	362	383	165 - 220	1	740.000	7410056

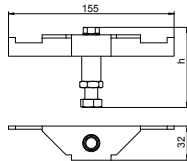
St Steel

FS Strip-galvanised

/pc.

Underfloor junction and branch box for screed-covered underfloor installation systems.
Side walls prepared for duct widths of 190, 250 and 350 mm.

DSSL heavy-duty support



Type	Screed height	mm	Pack.	Weight	Item No.
DSSL2 75	75 - 110		1	97.840	7410581
DSSL2 105	105 - 140		1	111.040	7410583
DSSL2 135	135 - 170		1	121.840	7410585
DSSL2 165	165 - 200		1	132.640	7410587
DSSL2 195	195 - 230		1	143.840	7410589

St Steel

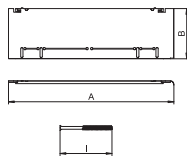

FS Strip-galvanised

/VPE

The heavy-duty supports reinforce the corner areas of the type UZD-3 underfloor box for increased load requirements.

The VPE consists of four heavy-duty supports.

Height compensation set for UZD/UGD350-3 with height 70–125 mm



Type	Screed height	mm	Dim. A	Dim. B	Dim. I	Pack.	Weight	Item No.
ASH350-3 B115170	115 - 170		430	80	112	1	97.000	7410150
ASH350-3 B165220	165 - 220		430	130	162	1	151.500	7410156

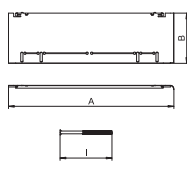
St Steel

FS Strip-galvanised

/pc.

Height compensation set for underfloor boxes UZD350-3 and UGD350-3 with a construction height of 70 to 125 mm for construction stacking of the UZD/UGD, consisting of four fall plates, four height adjustment screws and four rotary locks.

Height compensation set for UZD350-3 with height 115–170 mm



Type	Screed height	mm	Dim. A	Dim. B	Dim. I	Pack.	Weight	Item No.
ASH350-3 165220	165 - 220		430	80	162	1	102.500	7410154

St Steel

FS Strip-galvanised

/pc.

Height compensation set for underfloor boxes UZD350-3 with a construction height of 115 to 170 mm for construction stacking of the UZD/UGD, consisting of four fall plates, four height adjustment screws and four rotary locks.


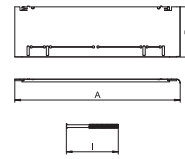
Height compensation set for UZD350-3 with height 165–220 mm

Type	Screed height mm	Dim. A mm	Dim. B mm	Dim. I mm	Pack. pcs	Weight kg/100 pcs.	Item No.
ASH350-3 215270	215 - 270	430	80	212	1	105.000	7410164

St Steel

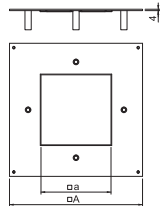
FS Strip-galvanised

/pc.



Height compensation set for underfloor boxes UZD350-3 with a construction height of 165 to 220 mm for construction stacking of the UZD/UGD, consisting of four fall plates, four height adjustment screws and four rotary locks.

Heavy-duty mounting lid for square cassettes 4, nominal size 350-3



Type	Dim.	Dim.	Pack.	Weight	Item No.
	A	a			
	mm	mm	pcs	kg/100 pcs.	
DUG 350-3 4SL	383	201	1	355.600	7401408

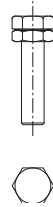
St Steel

FS Strip-galvanised

/pc.

The heavy-duty mounting lid for the type UZD350-3 underfloor box is suitable for installation in a square heavy-duty cassette of nominal size 4. The installation opening is recessed by 3 mm and can be closed subsequently by a lid blanking plate.

Height adjustment unit for heavy-duty mounting lid



Type	Screed height	Pack.	Weight	Item No.
DUG SL75	75 - 110	1	121.600	7409680
DUG SL105	105 - 140	1	153.700	7409682
DUG SL135	135 - 170	1	172.500	7409684
DUG SL165	165 - 200	1	193.300	7409686
DUG SL195	195 - 230	1	210.500	7409688

St Steel

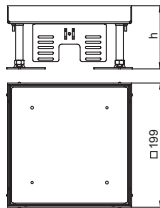

G Electrogalvanised

/VPE

The height adjustment units rated for increased load requirements permit the screed-flush height adjustment of the heavy-duty mounting lid and are to be ordered separately.

The VPE consists of four height adjustment units.

Height-adjustable heavy-duty cassette, blank, RKNSL, nominal size 4, stainless steel



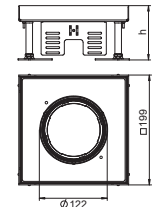
Type	Dim. h	Floor covering thickness	Floor height	Material symbol	Pack.	Weight	Item No.
RKN2 4 VMSL1N 15	100	15	100 - 150	V2A	1	389.000	7409008
RKN2 4 VMSL1N 20	105	20	105 - 155	V2A	1	400.000	7409010

V2A Stainless steel, grade 304

/pc.

Heavy-duty "blank" square cassette of nominal size 4 for the creation of an inspection opening in trunking systems, raised or cavity floors, in dry or wet-cleaned floors. Load class 1 to 10 kN. Only suitable for smooth floor coverings.

Height-adjustable heavy-duty cassette for tube body RKFNSL, nominal size 4, stainless steel



Type	Dim. h	Floor covering thickness	Floor height	Material symbol	Pack.	Weight	Item No.
RKFNSL 4 VMSL1N15	100	15	100 - 150	V2A	1	355.500	7409382
RKFNSL 4 VMSL1N20	105	20	105 - 155	V2A	1	367.000	7409384

V2A Stainless steel, grade 304

/pc.

Heavy-duty square cassette for tube body of nominal size 4 for the installation of accessories in trunking systems, raised or cavity floors, in dry or wet-cleaned floors. Load class 1 to 10 kN.

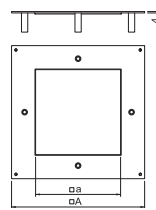
Heavy-duty mounting lid for square cassettes 9, nominal size 350-3

Type	Dim.		Pack. pcs	Weight kg/100 pcs.	Item No.
	A mm	a mm			
DUG 350-3 9SL	383	244	1	294.400	7401410

St Steel

FS Strip-galvanised

/pc.



The heavy-duty mounting lid for the type UZD350-3 underfloor box is suitable for installation in a square heavy-duty cassette of nominal size 9. The installation opening is recessed by 3 mm and can be closed subsequently by a lid blanking plate.

Height adjustment unit for heavy-duty mounting lid

Type	Screed height mm	Pack. PU	Weight kg/100 PUs	Item No.
DUG SL105	105 - 140	1	153.700	7409682
DUG SL135	135 - 170	1	172.500	7409684
DUG SL165	165 - 200	1	193.300	7409686
DUG SL195	195 - 230	1	210.500	7409688

St Steel

G Electrogalvanised

/VPE



The height adjustment units rated for increased load requirements permit the screed-flush height adjustment of the heavy-duty mounting lid and are to be ordered separately.


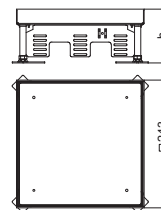
The VPE consists of four height adjustment units.

Height-adjustable heavy-duty cassette, blank, RKNSL, nominal size 9, stainless steel

Type	Dim. h mm	Floor covering thickness mm	Floor height mm	Material symbol	Pack. pcs	Weight kg/100 pcs.	Item No.
RKN2 9 VM SL1N 21	105	21	105 - 155	V2A	1	563.000	7409030

V2A Stainless steel, grade 304

/pc.




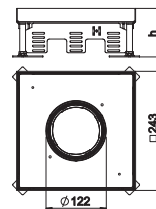
Heavy-duty "blank" square cassette of nominal size 9 for the creation of an inspection opening in trunking systems, raised or cavity floors, in dry or wet-cleaned floors. Load class 1 to 10 kN. Only suitable for smooth floor coverings.

Height-adjustable heavy-duty cassette for tube body RKFNSL, nominal size 9, stainless steel

Type	Dim. h mm	Floor covering thickness mm	Floor height mm	Material symbol	Pack. pcs	Weight kg/100 pcs.	Item No.
RKFN2 9 VM SL1N21	105	21	105 - 155	V2A	1	514.000	7409390

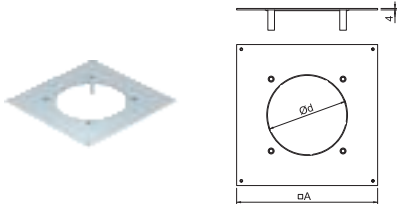
V2A Stainless steel, grade 304

/pc.



Heavy-duty square cassette for tube body of nominal size 9 for the installation of accessories in trunking systems, raised or cavity floors, in dry or wet-cleaned floors. Load class 1 to 10 kN.

Heavy-duty mounting lid for round cassette R4, nominal size 350-3



Type	Dim.	Dim.	Pack.	Weight	Item No.
	A	d ϕ			
DUG 350-3 R4SL	383	215	1	370.400	7401412

St Steel

FS Strip-galvanised

/pc.

The heavy-duty mounting lid for the UZD350-3 underfloor box is suitable for the installation of a round heavy-duty cassette of nominal size R4. The installation opening is recessed by 3 mm and can be closed subsequently by a lid blanking plate.

Height adjustment unit for heavy-duty mounting lid



Type	Screed height	mm	Pack.	Weight	Item No.
DUG SL75	75 - 110		1	121.600	7409680
DUG SL105	105 - 140		1	153.700	7409682
DUG SL135	135 - 170		1	172.500	7409684
DUG SL165	165 - 200		1	193.300	7409686
DUG SL195	195 - 230		1	210.500	7409688

St Steel

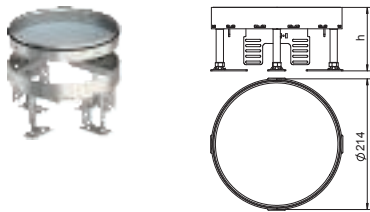
G Electrogalvanised

/VPE

The height adjustment units rated for increased load requirements permit the screed-flush height adjustment of the heavy-duty mounting lid and are to be ordered separately.

The VPE consists of four height adjustment units.

Height-adjustable heavy-duty cassette, blank, RKRSL, nominal size R4, stainless steel




Type	Dim. h	Floor covering thickness	Floor height	Material symbol	Pack.	Weight	Item No.
RKR2 4SL2 V2 20	105	20	105 - 155	V2A	1	559.000	7409072
RKR2 4SL2 V2 25	109	25	109 - 159	V2A	1	624.000	7409074

V2A Stainless steel, grade 304

/pc.

Round, "blank", heavy-duty cassette of nominal size R4 for the creation of an inspection opening in trunking systems, raised and cavity floors, in dry or wet-care floors. Load class 2 to 20 kN. Only suitable for smooth floor coverings.

Height-adjustable heavy-duty cassette for tube body RKFRSL, nominal size R4, stainless steel



Type	Dim. h	Floor covering thickness	Floor height	Material symbol	Pack.	Weight	Item No.
RKFR2 4 SL2V2 20	110	20	105 - 155	V2A	1	604.000	7409462
RKFR2 4 SL2V2 25	114	25	109 - 159	V2A	1	669.000	7409464

V2A Stainless steel, grade 304

/pc.

Round heavy-duty cassette for tube body of nominal size R4 for the installation of accessories in trunking systems, raised and cavity floors, in dry or wet-cleaned floors. Load class 2 to 20 kN.

Heavy-duty mounting lid for round cassette R7, nominal size 350-3

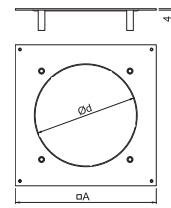
Type	Dim.	Dim.	Pack.	Weight	Item No.
	A	d Ø			
	mm	mm	pcs	kg/100 pcs.	
DUG 350-3 R7SL	383	275	1	370.400	7401414

St Steel

FS Strip-galvanised

/pc.

The heavy-duty mounting lid for the UZD350-3 underfloor box is suitable for the installation of a round heavy-duty cassette of nominal size R7. The installation opening is recessed by 3 mm and can be closed subsequently by a lid blanking plate.



Height adjustment unit for heavy-duty mounting lid

Type	Screed height mm	Pack. PU	Weight kg/100 PUs	Item No.
DUG SL105	105 - 140	1	153.700	7409682
DUG SL135	135 - 170	1	172.500	7409684
DUG SL165	165 - 200	1	193.300	7409686
DUG SL195	195 - 230	1	210.500	7409688

St Steel

G Electrogalvanised

/VPE

The height adjustment units rated for increased load requirements permit the screed-flush height adjustment of the heavy-duty mounting lid and are to be ordered separately.

The VPE consists of four height adjustment units.



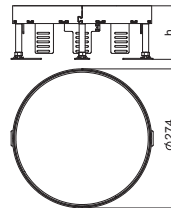
Height-adjustable heavy-duty cassette, blank, RKRSL, nominal size R7, stainless steel

Type	Dim. h mm	Floor covering thickness mm	Floor height mm	Material symbol	Pack. pcs	Weight kg/100 pcs.	Item No.
RKR2 7SL2 V2 25	109	25	109 - 159	V2A	1	966.000	7409094

V2A Stainless steel, grade 304

/pc.

Round, "blank", heavy-duty cassette of nominal size R7 for the creation of an inspection opening in trunking systems, raised and cavity floors, in dry or wet-cleaned floors. Load class 2 to 20 kN. Only suitable for smooth floor coverings.



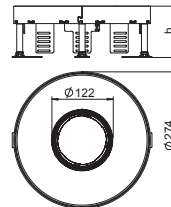
Height-adjustable heavy-duty cassette for tube body RKFRSL, nominal size R7, stainless steel

Type	Dim. h mm	Floor covering thickness mm	Floor height mm	Material symbol	Pack. pcs	Weight kg/100 pcs.	Item No.
RKFR2 7 SL2V2 25	114	25	109 - 159	V2A	1	947.000	7409468

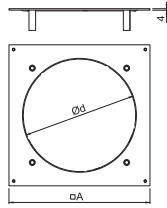
V2A Stainless steel, grade 304

/pc.

Round heavy-duty cassette for tube body of nominal size R7 for the installation of accessories in trunking systems, raised and cavity floors, in dry or wet-cleaned floors. Load class 2 to 20 kN.



Heavy-duty mounting lid for round cassette R9, nominal size 350-3



Type	Dim. A mm	Dim. d mm	Pack. pcs	Weight kg/100 pcs.	Item No.
DUG 350-3 R9SL	383	305	1	252.500	7401416

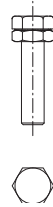
St Steel

FS Strip-galvanised

/pc.

The heavy-duty mounting lid for the UZD350-3 underfloor box is suitable for the installation of a round heavy-duty cassette of nominal size R9. The installation opening is recessed by 3 mm and can be closed subsequently by a lid blanking plate.

Height adjustment unit for heavy-duty mounting lid



Type	Screed height mm	Pack. PU	Weight kg/100 PUs	Item No.
DUG SL75	75 - 110	1	121.600	7409680
DUG SL105	105 - 140	1	153.700	7409682
DUG SL135	135 - 170	1	172.500	7409684
DUG SL165	165 - 200	1	193.300	7409686
DUG SL195	195 - 230	1	210.500	7409688

St Steel

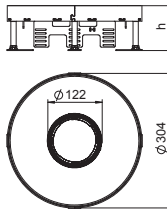
G Electrogalvanised

/VPE

The height adjustment units rated for increased load requirements permit the screed-flush height adjustment of the heavy-duty mounting lid and are to be ordered separately.

The VPE consists of four height adjustment units.

Height-adjustable heavy-duty cassette for tube body RKFRSL, nominal size R9, stainless steel



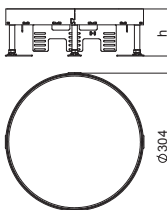
Type	Dim. h mm	Floor covering thickness mm	Floor height mm	Material symbol	Pack. pcs	Weight kg/100 pcs.	Item No.
RKFR2 9 SL2V2 20	110	20	105 - 155	V2A	1	589.000	7409470
RKFR2 9 SL2V2 25	114	25	109 - 159	V2A	1	647.000	7409472

V2A Stainless steel, grade 304

/pc.

Round heavy-duty cassette for tube body of nominal size R9 for the installation of accessories in trunking systems, raised and cavity floors, in dry or wet-cleaned floors. Load class 2 to 20 kN.

Height-adjustable heavy-duty cassette, blank, RKRSL, nominal size R9, stainless steel



Type	Dim. h mm	Floor covering thickness mm	Floor height mm	Material symbol	Pack. pcs	Weight kg/100 pcs.	Item No.
RKR2 9SL2 V2 20	105	20	105 - 155	V2A	1	664.000	7409112
RKR2 9SL2 V2 25	109	25	109 - 159	V2A	1	1,054.000	7409114

V2A Stainless steel, grade 304

/pc.

Round, "blank", heavy-duty cassette of nominal size R9 for the creation of an inspection opening in trunking systems, raised and cavity floors, in dry or wet-cleaned floors. Load class 2 to 20 kN. Only suitable for smooth floor coverings.

Tube body with cover plate, without handle clamp, for frame cassette and height-adjustable cassette

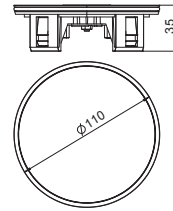
Type	Pack. pcs	Weight kg/100 pcs.	Item No.
TUK2 V	1	59.000	7428141

Zn Die-cast zinc

/pc.

N Nickel-plated

Height-adjustable cord outlet for installation in RKF frame cassettes and in height-adjustable round and square RKFR and RKFN cassettes. Raised height when used, flushfloor when unused. Use in wet-care floors. Tube body cover made of V2A.



Tube body with cover plate, with handle clamp, for frame cassette and height-adjustable cassette

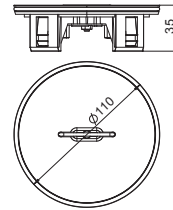
Type	Pack. pcs	Weight kg/100 pcs.	Item No.
TUK2 GV	1	59.000	7428140

Zn Die-cast zinc

/pc.

N Nickel-plated

Height-adjustable cord outlet for installation in RKF frame cassettes and in height-adjustable round and square RKFR and RKFN cassettes. Raised height when used, flushfloor when unused. Use in wet-care floors. Tube body cover and handle made of V2A.



Tube body with floor covering recess, with handle clamp, for frame cassette and height-adjustable cassette

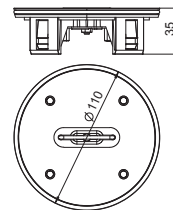
Type	Pack. pcs	Weight kg/100 pcs.	Item No.
TUK2 G4	1	45.000	7428142

Zn Die-cast zinc

/pc.

N Nickel-plated

Height-adjustable cord outlet for installation in RKF frame cassettes and in height-adjustable round and square RKFR and RKFN cassettes. Raised height when used, flushfloor when unused. Use in wet-care floors. With 4 mm floor covering recess for construction-side panelling with cut resistant floor covering, with handle clamp.



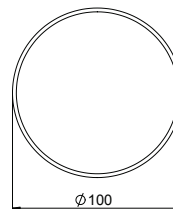
Round seal for tube body

Type	Pack. pcs	Weight kg/100 pcs.	Item No.
RD2 TUK2	1	0.200	7407098

EPDM Ethylene propylene diene rubber DIN 1629

/pc.

Round seal for tube body TUK2 - spare part.



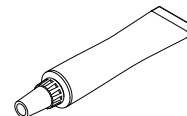
Care agent for cassette seal and tube body seal

Type	Pack. pcs	Weight kg/100 pcs.	Item No.
PF-G	1	0.800	7407110

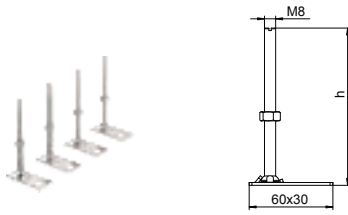
PTFE Synthetic oil-based montage paste

/pc.

Cleaning agent for round seals RD2, flat seals FD2 QNK and tube body seal RD2TUK2.



Height adjustment unit RKNEV2



Type	Dim. h mm	Pack. PU	Weight kg/100 PUs	Item No.
RK NEV2 110	110	1	25.200	7405815
RK NEV2 150	150	1	30.000	7405816
RK NEV2 190	190	1	35.000	7405817
RK NEV2 230	230	1	40.000	7405818
RK NEV2 270	270	1	45.800	7405819

S Steel

G Electrogalvanised

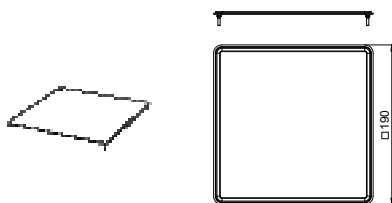
/VPE

For flush-floor height adjustment of the height adjustable cassette units and the OKB screed-flush trunking system. The VPE consists of 4 height adjustment units.

Dimensions

Dimension "h" mm	RKN2, 20 mm mm	RKN2, 25 mm mm	RK(S+F)N2, 20 mm mm	RK(S+F)N2, 25 mm mm	RKR2, 20/25 mm mm	RK(S+F)R2, 20/25 mm mm	OKB mm
110	140 - 190	145 - 195	145 - 190	150 - 195	145 - 195	150 - 195	133 - 173
150	180 - 230	185 - 235	185 - 230	190 - 235	185 - 235	190 - 235	173 - 213
190	220 - 270	225 - 275	225 - 270	230 - 275	225 - 275	230 - 275	213 - 253
230	260 - 310	265 - 315	265 - 310	270 - 315	265 - 315	270 - 315	253 - 293
270	300 - 350	305 - 355	305 - 350	310 - 355	305 - 355	310 - 355	293 - 333

Flat seal for square height-adjustable cassette, nominal size NG4 and NG9

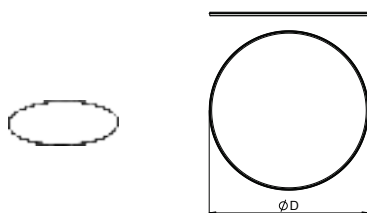


Type	Pack. pcs	Weight kg/100 pcs.	Item No.
FD 4 QNK2	1	1.300	7407107
FD 9 QNK2	1	1.700	7407109

EPDM Ethylene propylene diene rubber DIN 1629 /pc.

Flat seal for height-adjustable square cassettes RKN2 and RKFN2 of nominal sizes 4 and 9.

Round seal for height-adjustable round cassette R4, R7 and R9

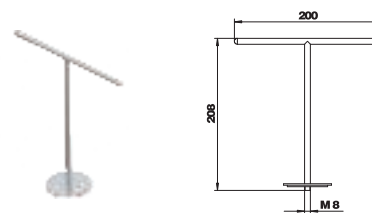


Type	Pack. pcs	Weight kg/100 pcs.	Item No.
RD R4 NK2	1	1.300	7407073
RD R7 NK2	—	1.700	7407074
RD R9 NK2	—	1.500	7407075

EPDM Ethylene propylene diene rubber DIN 1629 /pc.

Round seal for height-adjustable round cassettes RKR2 and RKFR2 of nominal sizes R4, R7 and R9.

Mounting key with threaded sleeve

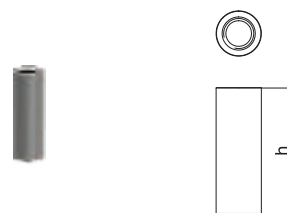


Type	Pack. pcs	Weight kg/100 pcs.	Item No.
WZ 1022	1	21.350	7408626

/pc.

For lifting out cassettes equipped with a threaded sleeve.

Threaded sleeve for height-adjustable, round heavy-duty cassette



Type	Floor covering thickness mm	Pack. pcs	Weight kg/100 pcs.	Item No.
GH NR SL20	20	1	1.350	7406870
GH NR SL25	25	1	1.610	7406871

V2A Stainless steel, grade 304

/pc.

Threaded sleeves for retro-installation in round heavy-duty cassettes.



OBO Bettermann GmbH & Co. KG
PO Box 1120
58694 Menden
GERMANY

Customer Service Germany
Tel.: +49 (0)2373 89 - 1700
Fax: +49 (0)2373 89 - 1238
E-mail: export@obo.de

www.obo-bettermann.com

Building Connections

